

Scaled data based on original data using
LM-79-08 Approved Method: Electrical and Photometric Measurements of Solid-
State Lighting Products

Test Report Prepared for
Cooper Lighting Solutions
(formerly Eaton)

Brand: McGRAW-EDISON

Report Number: P386050

Luminaire Tested: **GWC-SA1C-830-U-SL3-HSS**

Issue Date: 3/3/2020

Test Information

Test Method: LM-79-08
Report Number: P386050
TEST IS SCALED FROM IESNA LM-79-08 TEST DATA (G2-1903-205-23)
Test Lab: INNOVATION CENTER
Issue Date: 3/3/2020
Manufacturer: COOPER LIGHTING SOLUTIONS (FORMERLY EATON)
Product Line: MCGRAW-EDISON
Catalog Number: GWC-SA1C-830-U-SL3-HSS
Description: GALLEON WALL LUMINAIRE
(1) 80 CRI, 3000K, 1050mA LIGHTSQUARE WITH 16 LEDS AND TYPE III SPILL
LIGHT ELIMINATOR OPTICS WITH HOUSE SIDE SHIELD
Light Source: -
Ballast/Driver: ELECTRONIC DRIVER

Summary

Lumens per Lamp: N/A
Luminaire Lumens: 5128 lumens
Efficiency: N/A
Efficacy: 88.4 lumens/watt
Luminous Opening: Rectangular (W 0.5' x L: 0.5' x H: 0')
IES Classification: Type III - Medium
BUG Rating: B1 - U0 - G2

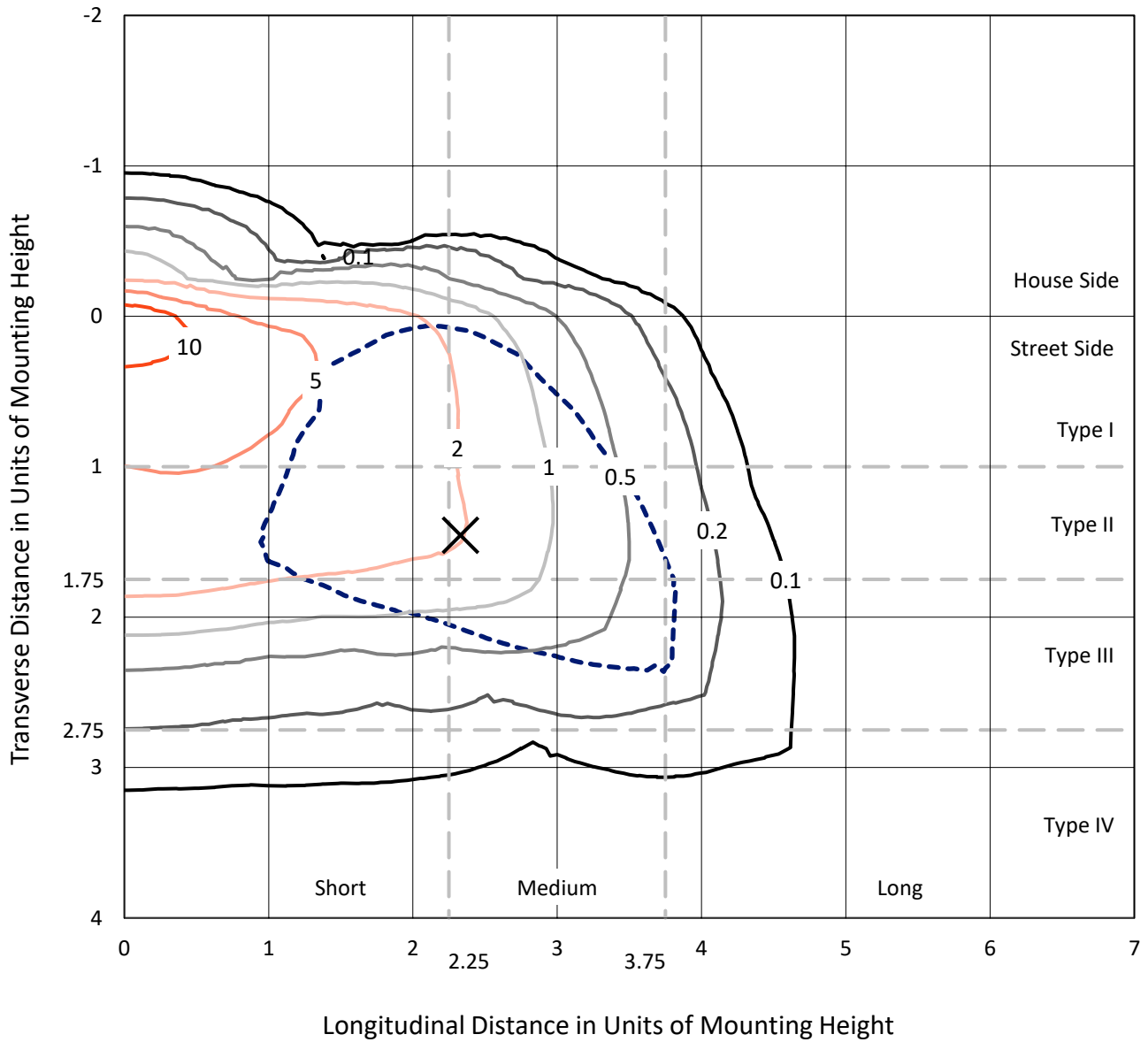
Input Watts (W): 58
Input Voltage (V): NR
Input Current (A_{in}): NR
Voltage Rise (V): NR
Power Factor: NR
Total Harmonic Distortion (THDi): NR
Frequency (hertz): 60
Stabilization Time: NR
Operation Time: NR
Ambient Temperature (°C): NR
Test Distance: 24 FT



REPORT NUMBER: P386050
 CATALOG NUMBER: GWC-SA1C-830-U-SL3-HSS

Iso-Footcandle Lines of Horizontal Illumination

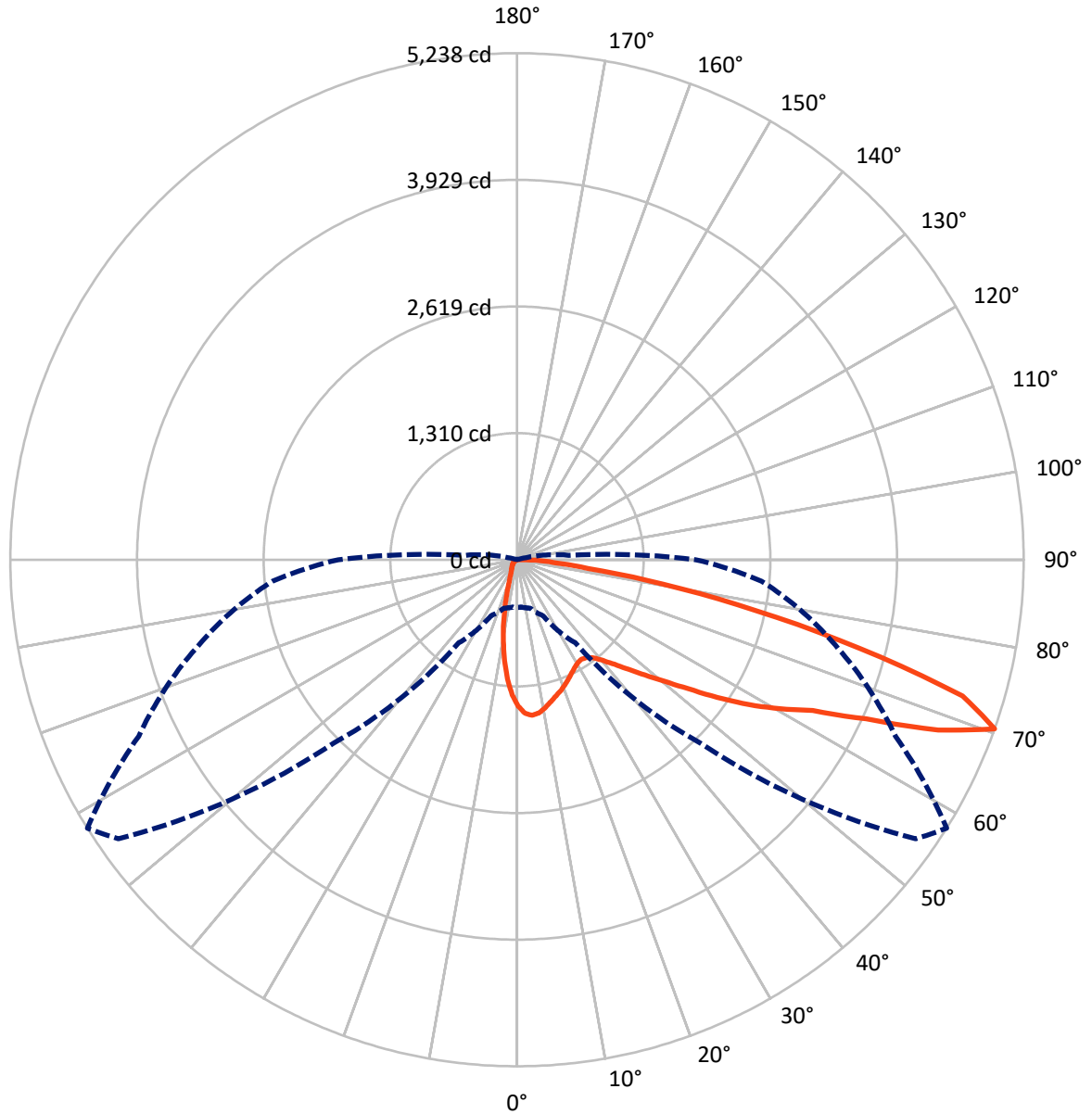
✕ Max cd
 - - - 1/2 Max cd



Based on 10 foot mounting height. Maximum calculated value = 15.4 fc
 Type III - Medium - N/A

REPORT NUMBER: P386050
CATALOG NUMBER: GWC-SA1C-830-U-SL3-HSS

Luminous Intensity Polar Plot



— Vertical Plane Through 58-Deg Lateral - - - Horizontal Cone Through 70-Deg Vertical



REPORT NUMBER: P386050
 CATALOG NUMBER: GWC-SA1C-830-U-SL3-HSS

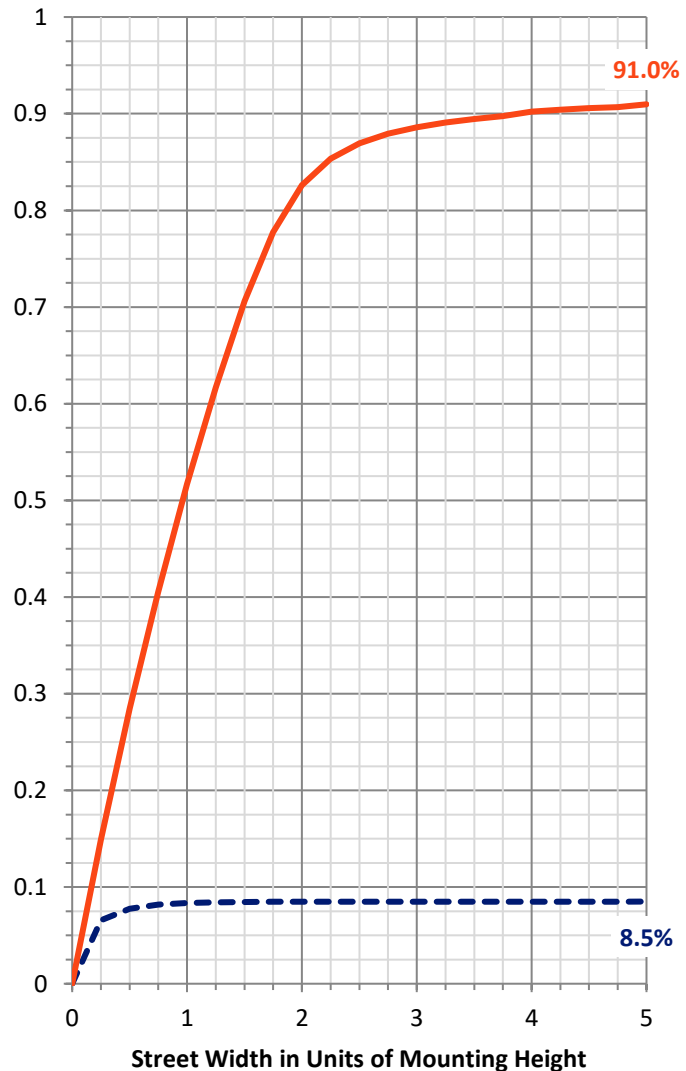
FLUX DISTRIBUTION:

		Downward	Upward	Total
House Side	Lumens	438.8	0.0	438.8
	% Fixture	8.6	0.0	8.6
Street Side	Lumens	4689.1	0.0	4689.1
	% Fixture	91.4	0.0	91.4
Total	Lumens	5128.0	0.0	5128.0
	% Fixture	100.0	0.0	100.0

Coefficient of Utilization

ZONAL LUMENS:

Zone	Lumens	% Fixture
0°-10°	123.9	2.4
10°-20°	260.0	5.1
20°-30°	341.8	6.7
30°-40°	452.6	8.8
40°-50°	676.6	13.2
50°-60°	1083.8	21.1
60°-70°	1366.2	26.6
70°-80°	736.9	14.4
80°-90°	86.3	1.7
90°-100°	0.0	0.0
100°-110°	0.0	0.0
110°-120°	0.0	0.0
120°-130°	0.0	0.0
130°-140°	0.0	0.0
140°-150°	0.0	0.0
150°-160°	0.0	0.0
160°-170°	0.0	0.0
170°-180°	0.0	0.0
0°-90°	5128.0	100.0
0°-180°	5128.0	100.0



REPORT NUMBER: P386050

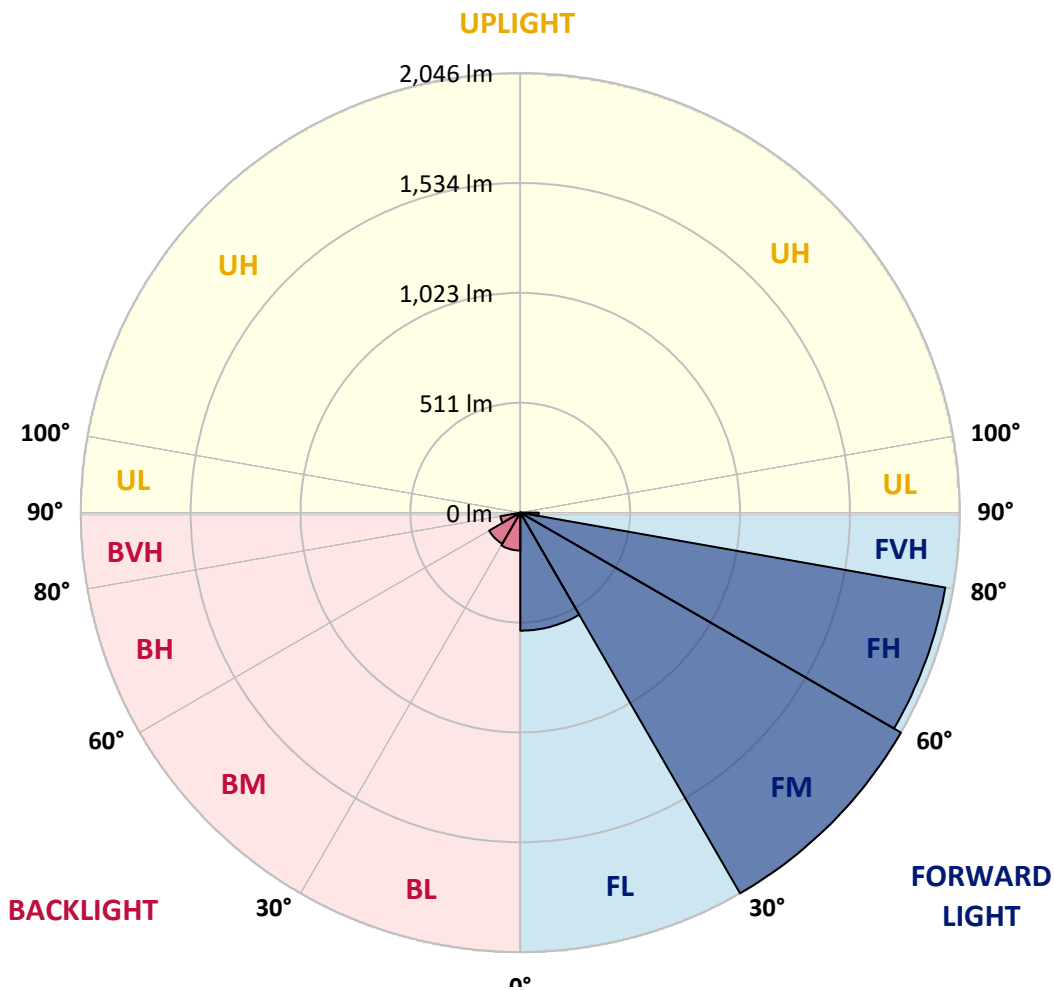
CATALOG NUMBER: GWC-SA1C-830-U-SL3-HSS

LUMINAIRE CLASSIFICATION SYSTEM LUMEN TABLE AND BUG RATING:

Zone	Lumens	% Fixture	Zone Rating/Lumen Limit		
			B	U	G
FL (0°-30°)	549.3	10.7			
FM (30°-60°)	2045.6	39.9			
FH (60°-80°)	2008.7	39.2			G2/5000
FVH (80°-90°)	85.5	1.7			G1/100
BL (0°-30°)	176.3	3.4	B1/500		
BM (30°-60°)	167.4	3.3	B0/220		
BH (60°-80°)	94.4	1.8	B0/110		G0/110
BVH (80°-90°)	0.7	0.0			G0/10
UL (90°-100°)	0.0	0.0		U0/0	
UH (100°-180°)	0.0	0.0		U0/0	

BUG Rating: B1-U0-G2

Type III Medium





REPORT NUMBER: P386050

CATALOG NUMBER: GWC-SA1C-830-U-SL3-HSS

CANDELA DISTRIBUTION (FULL):

	0°	5°	15°	25°	35°	45°	55°	58°	65°	75°	85°
0°	1514.8	1514.8	1514.8	1514.8	1514.8	1514.8	1514.8	1514.8	1514.8	1514.8	1514.8
2.5°	1640.4	1636.3	1634.8	1632.3	1622.5	1612.9	1593.9	1588.6	1576.6	1548.3	1518.2
5°	1641.7	1641.4	1645.9	1644.9	1641.4	1637.0	1623.3	1616.3	1596.0	1555.5	1500.5
7.5°	1562.6	1566.6	1576.6	1584.7	1594.1	1606.3	1608.0	1601.1	1584.5	1540.8	1467.9
10°	1456.4	1462.8	1476.8	1492.8	1517.3	1541.7	1563.4	1562.6	1556.8	1513.7	1428.6
12.5°	1350.0	1357.4	1373.6	1397.3	1432.1	1471.7	1510.5	1515.9	1525.4	1489.4	1392.4
15°	1256.8	1263.2	1279.2	1308.2	1351.2	1404.5	1461.5	1471.3	1496.0	1470.4	1362.1
17.5°	1177.7	1181.7	1193.4	1225.6	1275.5	1340.2	1414.1	1433.3	1470.2	1455.5	1335.9
20°	1122.4	1123.1	1130.8	1153.4	1203.3	1275.5	1365.1	1392.6	1442.9	1442.7	1308.8
22.5°	1095.2	1093.0	1094.5	1107.5	1144.2	1213.9	1316.1	1348.7	1418.4	1431.8	1281.3
25°	1090.0	1088.3	1084.1	1085.8	1107.9	1160.0	1266.6	1304.3	1396.9	1425.2	1257.4
27.5°	1106.0	1107.7	1100.5	1092.8	1094.5	1125.0	1222.7	1266.4	1379.4	1425.2	1240.6
30°	1138.2	1139.1	1133.7	1123.7	1110.3	1115.2	1192.2	1235.9	1370.6	1435.0	1229.9
32.5°	1173.8	1178.5	1177.9	1169.8	1150.6	1130.8	1184.9	1224.8	1370.0	1456.8	1228.8
35°	1218.0	1223.3	1232.3	1230.6	1210.5	1177.9	1209.7	1241.0	1382.6	1492.6	1240.4
37.5°	1264.9	1273.0	1292.2	1301.3	1288.3	1251.4	1265.1	1287.5	1416.3	1550.6	1269.6
40°	1310.3	1319.5	1354.4	1390.5	1380.7	1342.7	1349.1	1367.0	1476.2	1634.0	1325.0
42.5°	1354.9	1368.5	1419.9	1479.2	1490.9	1460.6	1464.0	1478.3	1565.1	1748.7	1415.6
45°	1408.2	1423.5	1499.6	1572.8	1604.1	1590.9	1605.4	1614.8	1681.3	1900.3	1537.8
47.5°	1486.4	1504.1	1597.5	1680.9	1735.9	1744.4	1773.6	1779.8	1828.2	2076.9	1697.1
50°	1639.1	1644.0	1728.4	1804.1	1883.5	1934.6	1967.9	1972.6	2006.1	2269.8	1896.0
52.5°	1831.2	1834.4	1882.2	1932.9	2023.1	2127.6	2205.4	2212.0	2219.1	2457.9	2092.4
55°	2022.1	2021.6	2053.2	2083.0	2186.2	2338.1	2506.9	2511.0	2460.5	2636.4	2242.5
57.5°	2141.3	2152.8	2200.7	2239.1	2383.3	2578.0	2812.3	2827.2	2714.0	2768.6	2390.9
60°	2103.3	2108.8	2215.2	2357.3	2628.7	2918.9	3121.3	3125.1	2904.6	2900.6	2578.6
62.5°	1792.0	1795.0	1962.1	2254.9	2753.0	3361.1	3494.0	3431.5	3123.8	3083.7	2803.1
65°	1228.2	1247.6	1387.3	1749.1	2524.6	3638.6	4071.0	3967.6	3458.0	3347.7	3006.1
67.5°	723.3	719.2	788.3	1054.8	1854.2	3454.3	4800.9	4698.1	3913.6	3524.5	2946.6
70°	494.1	491.3	517.7	638.6	1046.7	2679.7	5030.5	5238.0	4316.0	3405.5	2535.9
72.5°	352.7	354.2	393.2	496.2	657.2	1561.3	4326.0	4817.1	4190.0	2968.8	1927.6
75°	239.5	243.5	299.4	407.1	576.1	794.3	3069.9	3661.8	3411.9	2157.7	1107.9
77.5°	128.8	133.3	199.2	327.9	520.9	551.8	1974.7	2520.2	2143.2	970.0	321.1
80°	53.7	56.3	93.2	238.4	450.1	484.7	1161.9	1528.2	913.3	191.3	71.6
82.5°	23.2	24.5	38.8	142.2	336.5	409.2	615.2	735.2	276.8	42.0	36.0
85°	4.5	4.7	16.0	75.3	214.7	230.9	398.7	390.9	124.3	18.1	26.2
87.5°	0.0	0.0	3.8	23.7	63.1	125.8	243.3	240.3	42.2	8.7	9.8
90°	0.0	0.0	0.0	0.0	0.0	0.0	0.0	0.0	0.0	0.0	0.0



REPORT NUMBER: P386050
 CATALOG NUMBER: GWC-SA1C-830-U-SL3-HSS

CANDELA DISTRIBUTION (continued):

	90°	95°	105°	115°	125°	135°	145°	155°	165°	175°	180°
0°	1514.8	1514.8	1514.8	1514.8	1514.8	1514.8	1514.8	1514.8	1514.8	1514.8	1514.8
2.5°	1502.8	1488.1	1457.2	1419.0	1389.8	1357.6	1332.0	1299.6	1285.6	1286.2	1278.5
5°	1469.2	1438.9	1370.4	1284.1	1217.5	1148.9	1089.8	1031.0	996.2	984.9	974.2
7.5°	1421.0	1373.0	1263.8	1130.8	1018.2	908.1	812.4	728.2	674.9	648.9	639.3
10°	1366.6	1299.2	1141.2	965.9	805.2	656.3	532.2	424.3	381.3	352.0	344.6
12.5°	1318.8	1227.6	1021.4	796.8	606.0	426.5	308.1	241.0	211.7	200.2	198.3
15°	1273.8	1160.6	906.0	643.7	419.6	262.5	196.0	173.1	166.3	164.4	164.4
17.5°	1231.4	1096.9	793.2	493.0	277.6	184.0	162.3	157.2	155.0	154.8	155.0
20°	1187.1	1033.1	682.3	361.2	193.8	155.9	149.9	147.1	146.5	146.5	146.5
22.5°	1144.6	969.3	574.4	258.0	155.4	142.2	139.2	137.3	136.7	136.5	136.0
25°	1103.9	908.8	469.1	182.3	136.5	130.3	127.7	125.2	123.2	122.2	121.5
27.5°	1070.4	854.8	371.0	146.3	123.2	117.9	114.7	110.9	106.2	104.1	103.2
30°	1043.8	805.6	285.9	123.5	110.9	105.5	100.6	94.0	87.2	83.6	83.4
32.5°	1022.9	757.2	217.1	109.2	99.8	93.2	86.1	77.8	69.9	65.9	65.7
35°	1012.6	714.5	165.9	98.7	90.0	81.7	72.9	63.8	56.1	52.2	51.8
37.5°	1019.5	678.5	129.4	90.0	81.7	72.1	61.8	52.2	45.4	42.0	41.8
40°	1044.4	655.5	105.1	82.5	74.6	62.9	51.8	42.9	37.1	34.3	34.1
42.5°	1097.5	646.9	89.8	76.3	67.8	54.4	43.1	35.4	30.1	28.1	27.7
45°	1186.2	659.5	79.3	70.4	60.8	46.3	35.6	29.0	24.3	22.8	22.6
47.5°	1304.3	692.6	71.9	64.6	54.4	39.0	29.6	23.5	19.8	18.3	18.1
50°	1456.6	745.0	65.7	58.9	48.4	33.1	24.5	18.6	15.4	14.3	14.3
52.5°	1622.3	807.5	60.1	53.5	42.4	27.5	19.8	14.3	12.2	10.9	10.9
55°	1759.1	862.1	54.2	49.5	35.2	22.8	15.1	10.9	9.0	8.3	8.3
57.5°	1895.8	920.3	47.3	42.4	28.1	18.6	11.5	8.1	6.6	6.2	6.2
60°	2073.0	991.5	40.7	34.5	22.2	14.1	8.5	5.8	4.9	4.7	4.7
62.5°	2267.9	1033.3	34.8	27.7	17.3	10.4	6.2	3.8	3.6	3.6	3.4
65°	2387.1	974.2	29.2	22.2	13.4	7.9	4.1	2.8	3.2	3.0	2.6
67.5°	2235.1	762.7	23.9	17.3	10.4	6.0	2.6	1.9	3.4	2.8	2.1
70°	1850.6	533.9	18.6	12.2	8.3	5.1	1.7	1.3	3.6	2.8	1.7
72.5°	1384.9	357.4	14.7	8.1	6.2	4.5	1.5	0.6	3.2	2.3	1.5
75°	756.8	143.9	11.7	5.1	3.8	3.2	1.1	0.4	2.1	1.7	1.1
77.5°	199.2	38.0	8.5	3.4	2.1	1.3	0.6	0.2	1.1	0.9	0.4
80°	50.7	14.7	5.5	2.3	1.5	0.6	0.0	0.0	0.2	0.0	0.0
82.5°	27.1	6.2	3.4	1.7	0.9	0.0	0.0	0.0	0.0	0.0	0.0
85°	20.5	4.1	1.9	1.1	0.2	0.0	0.0	0.0	0.0	0.0	0.0
87.5°	7.9	1.3	0.6	0.0	0.0	0.0	0.0	0.0	0.0	0.0	0.0
90°	0.0	0.0	0.0	0.0	0.0	0.0	0.0	0.0	0.0	0.0	0.0

Signify Classified - Internal
Cooper Lighting Solutions Photometric Lab
1121 Highway 74 South
Peachtree City, GA 30269

Scaled Data Report



Report Generated By 670245982

Signify Classified - Internal
Cooper Lighting Solutions Photometric Lab
1121 Highway 74 South
Peachtree City, GA 30269

Scaled Data Report



Signify Classified - Internal
Cooper Lighting Solutions Photometric Lab
1121 Highway 74 South
Peachtree City, GA 30269

Scaled Data Report



Signify Classified - Internal
Cooper Lighting Solutions Photometric Lab
1121 Highway 74 South
Peachtree City, GA 30269

Scaled Data Report



Signify Classified - Internal
Cooper Lighting Solutions Photometric Lab
1121 Highway 74 South
Peachtree City, GA 30269

Scaled Data Report



--- HS — SS

Signify Classified - Internal
Cooper Lighting Solutions Photometric Lab
1121 Highway 74 South
Peachtree City, GA 30269

Scaled Data Report



u

Signify Classified - Internal
Cooper Lighting Solutions Photometric Lab
1121 Highway 74 South
Peachtree City, GA 30269

Scaled Data Report



Signify Classified - Internal
Cooper Lighting Solutions Photometric Lab
1121 Highway 74 South
Peachtree City, GA 30269

Scaled Data Report



(END OF REPORT)